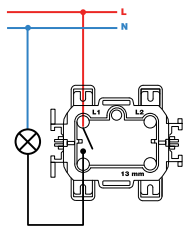
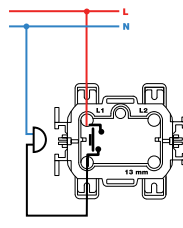


ESQUEMAS DE CONEXIÓN MECANISMOS SIMON 73

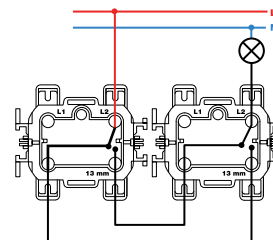
Mecanismos básicos



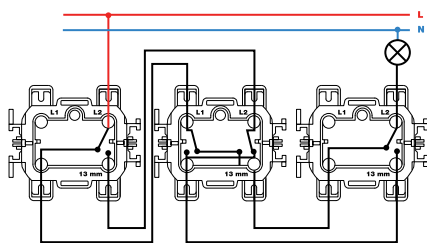
Interrupor Unipolar



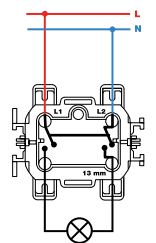
Pulsador



Interrupor Bipolar

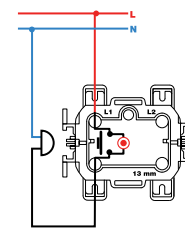


Conmutador cruce



Interrupor Bipolar

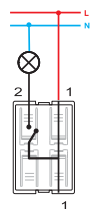
Mecanismos con luminoso



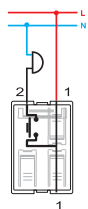
Pulsador

ESQUEMAS DE CONEXIÓN MECANISMOS SIMON 77

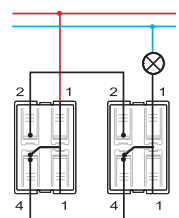
Mecanismos básicos



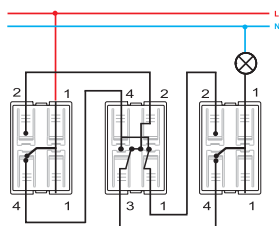
Interrupor Unipolar
7700101-039



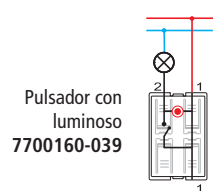
Pulsador
7700150-039



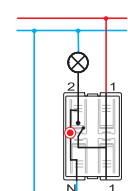
Conmutador
7700201-039



Conmutador Cruce
7700251-039



Pulsador con luminoso
7700160-039



Interrupor con piloto
7700112-039

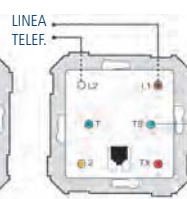
ESQUEMA DE CONEXIÓN TOMAS DE TELÉFONO SIMON 27, 28, 31, 32, 75, 82 Y 88

Correspondencia entre el color del conductor y los terminales

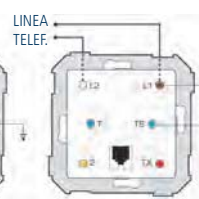
Terminal Rotulado	Color del Conductor
2	Amarillo
TX	Rojo
L2	Blanco
L1	Marron
TS	Verde
T	Azul



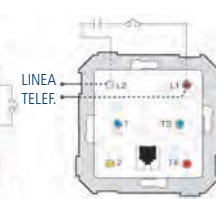
Normal



Normal con botón transferencia



Normal con timbre supletorio sin condensador



Timbre supletorio con condensador