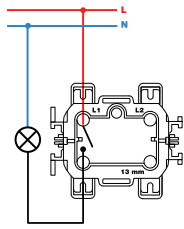
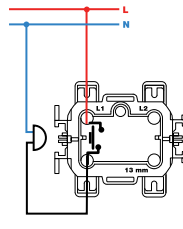


## ESQUEMAS DE CONEXIÓN MECANISMOS SIMON 73

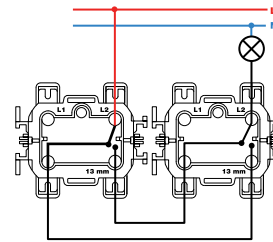
### Mecanismos básicos



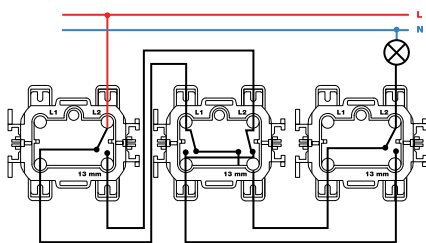
Interrupor Unipolar



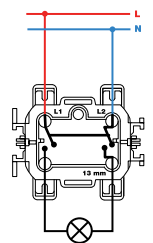
Pulsador



Interrupor Bipolar

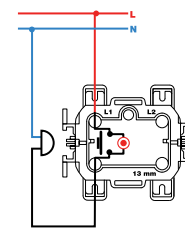


Conmutador cruce



Interrupor Bipolar

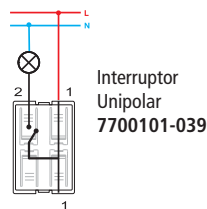
### Mecanismos con luminoso



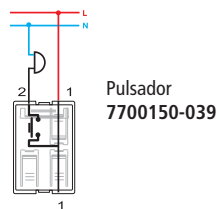
Pulsador

## ESQUEMAS DE CONEXIÓN MECANISMOS SIMON 77

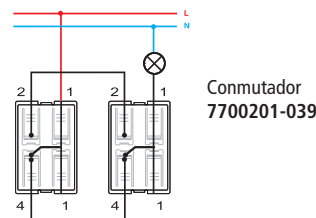
### Mecanismos básicos



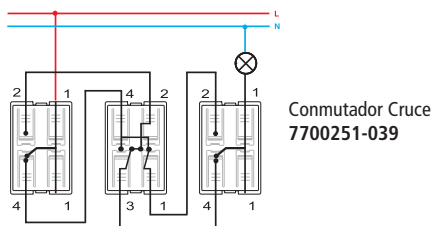
Interrupor Unipolar  
7700101-039



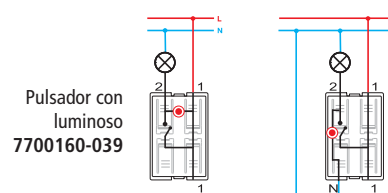
Pulsador  
7700150-039



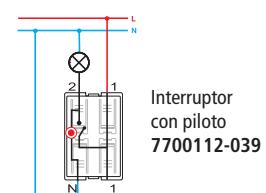
Conmutador  
7700201-039



Conmutador Cruce  
7700251-039



Pulsador con luminoso  
7700160-039

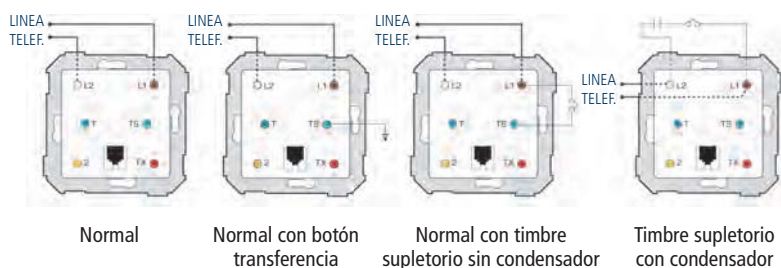


Interrupor con piloto  
7700112-039

## ESQUEMA DE CONEXIÓN TOMAS DE TELÉFONO SIMON 27, 28, 31, 32, 75, 82 Y 88

### Correspondencia entre el color del conductor y los terminales

Terminal Rotulado	Color del Conductor
2	Amarillo
TX	Rojo
L2	Blanco
L1	Marron
TS	Verde
T	Azul



Normal

Normal con botón transferencia

Normal con timbre suplementario sin condensador

Timbre suplementario con condensador